



BIMM
INSTITUTE

Berlin

Year 22/23

Pre-arrival guide

City guide

Accommodation guide

Health insurance & visa advice



Contents

Welcome	4
About Berlin	6
My Berlin	8
About BIMM Institute Berlin	10
BIMM Institute Berlin lecturers	12
BIMM Institute Berlin courses	14
Getting around Berlin	18
Getting around Berlin – public transport	19
Getting around Berlin – other forms of transport	20
Airport transfers	22
Accommodation guide	24
Living costs	26
House hunting	28
Private lettings	30
Student accommodation providers	32
Accommodation providers & lettings agencies	38
House viewings	40
Accommodation FAQs	42
Renting procedures – what you need to know	44
Glossary of terms	45
Planning your move to Germany	46
Required legal documents	46
Visa information	48
Health insurance	52
Essential equipment guide	56
Student perks & discounts	58
Join us in Berlin	60

Welcome

At BIMM Institute Berlin, we understand that choosing the right place to study and nurture your talent is one of the most important decisions you'll ever make. And we are delighted to welcome you to study at BIMM Institute Berlin.

I have been with BIMM Institute since we opened our doors in Bristol in 2008 and I am proud to have been involved in the setting up of both the Berlin and Hamburg colleges. My background in music and education is patchwork, having worked as in-house technical crew doing everything from building stages and rigging lights, to stage management and performing in bands in the UK and Berlin.

At BIMM Institute, I have held roles in both the Student Services and Education Teams and am now College Principal for BIMM Institute in Germany. I hope that this gives me a broad perspective of what it requires to be a diverse practitioner in my field. However, more importantly, it means that I have seen the student experience from many angles, and I seek to bring a holistic and student-centred approach to the colleges.

I believe that BIMM Institute's greatest asset is the people it attracts and nurtures. Our teams are current practitioners in the music and film industries who are focused on ensuring that your learning experience is of the highest quality. But also, it is the students who, each year, bring new skills, interests, and experiences to enrich our wonderful creative communities.

BIMM Institute Berlin students will attend lessons taught in English at a range of state-of-the-art professional facilities. As a student your decision to study at BIMM Institute in Germany is already bold. It's a great starting point for a creative education and career.

Having been an international student myself, I recognise the challenges that different learning environments present, and value the benefits of learning outside of the curriculum that comes with this. Our diverse student cohorts at BIMM Institute are one of our greatest resources. As a member of our colleges, you will establish yourself in our network that will provide inspiration, mentorship, and connectivity to the industry.

It is a privilege to be part of the community that is BIMM Institute and to support the development of the next generation of music industry professionals. The whole team here look forward to getting to know you as individuals, as you, our students, adapt to the changing industry. You'll also change the industry by inventing new ways of creating and experiencing music – and carving new pathways to explore a life in the creative industries.

Anna Marks

College Principal
BIMM Institute Berlin
and BIMM Institute Hamburg



About Berlin


Your city

Welcome to Berlin. This is where one of the most diverse and welcoming creative scenes in the world unites in the name of collaboration and exploration. From experimental music forms to trailblazing cinematic aesthetics, Berlin is the perfect place to let your creativity run free. With a thriving cultural sphere and Friday nights that regularly stretch through to Mondays, thousands of creatives just like you call Berlin their home.

Whether for music, film or somewhere in between, creatives internationally have long looked to Berlin. As a member of Berlin's world-famous creative community, you will have the chance to explore and trailblaze your creative vision alongside likeminded and passionate peers. Berlin is a city characterised by a collision of cultures and creative art forms where there are no limits placed on your creative ideas.

To go along with this endless opportunity, the city boasts some of the most important creative facilities across the globe, including Hansa Studios and Babelsberg Film Studio. Each world-renowned, both locations have drawn creatives from across the globe for decades – from David Bowie & Siouxsie and the Banshees to Wes Anderson & the Wachowski sisters.

The tourist guides may not always be able to catalogue it, but there is always something interesting happening in this city made for creative visionaries. Where better to launch your career in the creative industries?



My Berlin (Louise Vangilbergen)

Music Business graduate



First things first

First, get yourself a public transport ticket (see page 19). Berlin is 9 times bigger than, for example, Paris. You'll find yourself using the subway a lot, and Berlin has one of the best underground networks in Europe. Or get yourself a bike! It's a perfect city for cyclists and you'll be able to see way more of the city. For a bit of history, book a free tour at the Reichstag Building and enjoy the view from the dome.

See the different sides of Berlin

The different sides of Berlin
Berlin is full of history and, as you will remember from your history lessons, it was divided in two until 1989. Apart from the visual differences in architecture, there's no real sense of division any more for our generation. Berlin has 12 districts, known as Kieze, and each of them has its own strong identity.

Live music & cinemas

From cinemas to club nights, Berlin has you covered. Berlin is a cinephile's dream city thanks to its many multiplexes, art house cinemas and independent spaces that offer everything from blockbusters to classics. When it comes to music, the city might be renowned for techno and minimal, but also caters for various styles of music meaning it is a key location on the touring circuit for artists of all genres.

Culture

The Museum Island in the centre of town is home to five museums, each of them offering amazing permanent exhibitions where you can immerse yourself for hours in art and history. The district of Friedrichshain offers a number of cultural spaces, including the famous graffiti-laden RAW Gelände.

Shopping

Not to break with tradition, THE shopping street is the Kurfürstendamm, the top end offering the more traditional high street shops and the bottom end all the exclusive luxury brands. For more of an outdoor shopping experience, the area around Weinmeisterstraße is the place to be, but every district has its own little independent shops. For rainy days, there are plenty of shopping emporia to choose from, such as the Mall of Berlin, KDW and Bikini House for an artier vibe.

Must-sees in the city

Be sure to visit one of the city's bunkers, they offer tours in lots of different languages and it's a great way to soak up some history. Take a stroll along the Landwehr Canal, which is lined with bakeries, bars, restaurants and shops. The high spot is grabbing a beer at a Späti and heading to one of the many bridges to watch the sun go down.

Fun fact

As Berlin was divided into two for such a long time, you'll find there are two zoos, two opera houses and, in some cases, two of every street name, so always make sure you include the right post code with your address!

About BIMM Institute Berlin: our buildings

BIMM Institute Berlin has two college locations in the city, both located a short distance on bike or public transport from each another through some of Berlin's most thriving cultural districts.

BIMM Institute Berlin Friedrichshain

In 2019, we opened our doors in the refurbished House of Music building on the R.A.W. Gelände. Found in the intersection of Berlin's most creative districts: Friedrichshain and Kreuzberg, the three-storey House of Music is one of R.A.W Gelände's oldest and largest remaining industrial buildings. It was originally built in the mid-19th century as a railway premises, but today represents Berlin's only dedicated music complex.

Being creative and connecting you to the heart of the industry is what we're all about and we host a range of incredible events right here at House of Music including international industry networking events, live performances, student showcases and intimate workshops with students and industry professionals.

BIMM Institute Berlin Treptow

Based just a short distance away from House of Music, BIMM Institute's college in Alt-Treptow offers industry-standard filmmaking facilities to students.

Based at Bouché Höfe, the building has played a pivotal role in Berlin's cinematic history. As the former base of AFGA, a company that has developed camera and recording film for nearly a century, there is no better place to develop the next generation of audio-visual creatives.

Facilities at BIMM Institute Berlin

As a student at BIMM Institute Berlin, you will have access to industry-standard facilities, equipment and technology to prepare you for your career in the creative industries. Across both our buildings, here are some of the facilities you can expect:

- State-of-the-art recording, film and production studios
- Access to high-tech equipment thanks to partnerships with professional audio-visual companies
- Mac labs equipped with the latest recording and editing software
- Fully equipped teaching and tutorial rooms
- Multi-purpose rehearsal rooms accessible outside of teaching hours
- Screening rooms
- Live performance spaces
- Communal networking areas

Students have access to facilities when they are not in use for teaching, including outside normal teaching hours. Slots in the rehearsal and studio rooms are bookable through reception and Mac Labs are available without booking when not in use for teaching. You can use this time for independent self-study, rehearsing or working on your own projects.

Students can also book out equipment from our Estates & Facilities team, including a broad array of instruments, mobile recording and film-making equipment.

BIMM Institute Berlin lecturers



Stephanie von Beauvais

Filmmaking

Over the last twenty years, Stephanie von Beauvais has created music videos, commercials and documentaries utilising a wide range of budgets. She has worked with a broad range of music artists including the Beatsteaks, Materia, Kreator, Cro, Tocotronic, Turbostaat, Gudrun Gut, Tom Schilling and many more.

As a Commercial Film Director, Stephanie has shot ads for clients such as Twix, Axe, Maggi, Cabinet, SAT1, Brigitte, DEVK, AOK and many others. She has also created visuals for live music events at Volksbühne Berlin and screened in selected Berlin-based galleries.

Stephanie has always been very passionate about sharing her knowledge with others. She has worked as a tutor at Alsterdamm School of Visual Art (Hamburg) and later at HTK Academy for Design (Berlin and Hamburg). She loves to run workshops on her favourite topic: how to create and produce music videos.



Tim Hamelberg

Filmmaking

Tim Hamelberg has been working as a documentary director for over 25 years. He carries out projects all over the world, mostly in Latin America, the USA and all over Europe. His work has featured at international film festivals like IDFA in Amsterdam.

His work shifts from documentaries with a social focus to scientific films. In between, he is experimenting with new forms of storytelling and gear, like a 360-degree 3D project in Latin America for the Goethe Institut, short documentary series or commercials and music videos.

His work has been shown on TV Channels like ARTE, 3Sat, ZDF, ARD, Kika and Pro7. Currently, he is working on a 90-minute documentary about the legalisation of cannabis in Germany, on gentrification and resistance in the Rummelsburger Bucht in Berlin (45 min.) and a portrait about two delinquent youths and their way out.



Sky Deep

Performance

Currently based in Berlin, Sky has lived half her life in NYC and Los Angeles. She has been a touring DJ/performer and guitarist through Europe and USA for the last several years. She is also a member of the female:pressure collective and a proud activist in the LGBTQ+ community.

Music is her constant life force, and she lives to connect passions – crossing over with other genres such as Funk, Soul, Rock, House, Bass and Techno. With her early solo work being rooted in HipHop, Sky's performances and tracks have been featured on VH1, NBC and UPN in the U.S.

Her current productions and performances are continually featured in German and international media. As founder of Reveller Records (an electronic label), she has released music from such artists as Paula Temple, The Knife, Fever Ray and LIGHT ASYLUM.



Martin Strumpf

Songwriting & Performance

Martin is a Berlin-based musician who started his career studying bass in Dinkelsbühl and Hamburg. He's since worked with numerous German and international acts, such as Söhne Mannheims, Laith Al-Deen, Flo Mega, Max Mutzke, Andrew Roachford, Diane Birch, Emma Lanford, Andreas Bourani, Blue, Kate Ryan, Rolf Stahlhofen, Femme Schmidt, Take Berlin and Yvonne Catterfeld.

He's also a member of the Berlin-based 'afro raw funk jazz ensemble' The Polyversal Souls, and has played bass and guitar on several tracks for the German multi-platinum selling artist, Xavier Naidoo.

As a songwriter, producer and arranger, Martin has worked for artists including Alina, Celina Bostic, Mats Heilig, and Weeland and the Urban Soul Collective, and has produced commercial music for Intersport, Daimler-Benz, BASF and Caterpillar.

BIMM Institute Berlin courses

Undergraduate courses:

- BMus (Hons) Popular Music Performance (Vocals, Guitar, Bass, Drums)
- BMus (Hons) Songwriting
- BA (Hons) Music Production
- BA (Hons) Music Business
- BA (Hons) Filmmaking

Postgraduate courses:


- MA Popular Music Practice*

All courses are validated by BIMM Institute. Each course starts in late September and is taught over two semesters, each 15-weeks long.

*MA Popular Music Practice is taught over three semesters, each 15-weeks long.

For full course information, fees and entry requirements visit: bimm-institute.de

Please note that courses are subject to change and availability.



How to access our college

BIMM Institute Berlin Friedrichshain

Located in the centre of Friedrichshain's artistic quarter RAW-Gelände, BIMM Institute Berlin Friedrichshain is in the heart of the action.

BIMM Institute Berlin Friedrichshain
House of Music, RAW Gelände
Revaler Str. 99
10245 Berlin
+49 (0) 30 311 99 186

There are several ways you can access the pedestrianised RAW-Gelände through public transport:

1. Warschauer Straße U-Bahn (U3/U1 lines) station is a five-minute walk away, as is Warschauer Straße S-bahn, which services a number of overground trains (S3, S5, S7, S9, S75).
2. Ostkreuz S-Bahn station (S3, S41, S42, S5, S7, S8, S75, S85) is roughly a twenty-minute walk away.
3. The M10 and M13 tram lines stop very close to RAW-Gelände, approximately a five-minute walk from campus.
4. The 248 and 347 bus services also serve the area and run roughly every ten minutes to and from Warschauer Straße.

There is also paid street parking, so we advise taking public transport or using a bike if you wish to avoid daily parking fees. The college building has many bike racks situated directly outside the entrance to the building.

BIMM Institute Berlin Treptow

BIMM Institute Berlin Treptow is located in Bouché Höfe, between Berlin's picturesque Treptower Park and Görlitzer Park in the heart of Kreuzberg.

BIMM Institute Berlin Treptow
Molecule Studios
Bouchéstraße 12
Haus 1
12435 Berlin
+49 (0) 30 311 99 186

The college building can be accessed via public transport, and there are plenty of bike racks to safely store your bike.

Access options using public transport include:

1. Treptower Park S-Bahn (S8, S9, S41, S42 and S85) is a 15-minute walk from the building and offers direct access to Berlin's 'Ringbahn' rail line and direct trains to Berlin Brandenburg Airport.
2. The 194 Bus operates every ten minutes between Treptower Park S-Bahn and Bouchéstr. bus stop, which is a 6-minute walk to the college building.
3. The 165 and 265 buses depart Eichenstr./Puschkinallee every ten minutes towards Schlesisches Tor U-Bahn (U1 and U3 lines) or Heinrich Heine Str. U-Bahn (U8), with onwards transit to other parts of the city.



Getting around Berlin



Public transport

Public transport throughout Berlin is both inexpensive and reliable, with a combination of buses, trams, underground and suburban trains serving the metropolitan area. The city is also extremely bicycle-friendly, with dedicated cycle paths and plenty of secure storage.

If you are going to be using public transport regularly, we recommend purchasing a monthly or annual pass – it's a lot cheaper in the long run.

Berlin's public transport operator is called BVG, and we recommend downloading the BVG Tickets app or look on the BVG website (www.bvg.de) to plan your journeys around Berlin and for details on ticket prices. If you are going to use public transport very regularly, then you can also purchase monthly or annual passes to help save you money.

A monthly pass (Monatskarte) for the AB zone costs €86 and gives you unlimited access to all overground and underground trains, buses and trams at any time of day or night – plus you can take a person with you for free at the weekend and after 8pm! A day pass (Tageskarte) costs €8.80 at the time of printing. For updated information, you can check the BVG website: www.bvg.de/de/Tickets/Preise.

Berlin's transport network is split into three zones. Tickets are typically priced for just AB (the central two zones) or ABC (all city zones) and priced €3.00 or €3.80 respectively for single journeys. Tickets can be used on all forms of public transport in Berlin including trains, trams, buses and the underground.

Berlin Brandenburg Airport (BER) sits within Zone C, so an ABC Zone ticket must be purchased when travelling to and from the airport. Tickets can be purchased through the BVG Tickets App or via machines on the station platform. Please remember to always validate your ticket using the machines on the platform, otherwise it won't be valid. See 'Airport Transfers' (see page 22) for further information on access to Berlin City Centre from the airport.

Berlin Transport Map

https://sbahn.berlin/fileadmin/user_upload/Liniennetz/S_U-Bahn-Liniennetz.pdf

Other forms of transport

As public transport in Berlin is reliable and well organised, we strongly recommend you take advantage of it! You are of course welcome to bring your own car should you deem it necessary, but please note that there is no onsite parking at our House of Music facilities and parking spaces in the area around our Bouchéstr. facilities are very limited.

If you do have a car and your residence is located in a parking zone, you can obtain a resident parking permit. An application can be obtained at the responsible district office (Bürgeramt). The permit allows free parking in the parking zone in which the vehicle owner is registered and is valid for a maximum of two years. The administrative fee is currently €20.40 for the specified period (as of January 2022). Guest vignettes can be applied for by the day or by the week.

We strongly encourage you to take advantage of the city's many cycle paths! As a fairly flat city with roughly 620km of dedicated bike routes, it's something of a cyclist's dream. There's also a wealth of bike storage space in the area, and there are plenty of bike workshops nearby should you need to get yours repaired.

Should you not own a bike but want one, you might want to check out [Swapfiets](#). They rent out bikes on a long-term basis, and any repairs are already included in the membership fee.

Lastly, there are also several reasonably priced vehicle sharing companies, should you wish to take advantage of these.

Some of our favourites include:

Mopeds/eScooters: [Lime](#), [Circ](#), [Tier](#), [Emmy](#)

Cars: [SIXT Share](#), [Miles](#) and [ShareNow](#)

Bicycles: [Nextbike](#), [Donkey Republic](#), [Limebike](#).

A more detailed list is available here: www.berlin.de/en/getting-around. Please be aware that you will need to check all legal requirements for these services – make sure you have the appropriate licences if necessary, and do make sure to adhere to the rules of the road and safety standards (i.e. wear a helmet).



Airport transfers

Berlin Brandenburg Willy Brandt Airport (BER) is well connected by public and road transport. The Airport Express (FEX) and regional trains together run four times an hour from the station found under Terminal 1 to Berlin Central Station. In addition, the S9 and S45 S-Bahn trains travel from T1/T2 into Berlin city centre.

The railway station at the airport is directly below Terminal 1. The Airport Express and regional trains travel to Berlin Central Station (Hauptbahnhof) four times per hour. The journey takes 30 minutes. In addition, the S9 and S45 S-Bahn train lines connect BER to the city centre, travelling every 20 minutes.

We recommend the below routes to access our college buildings from the airport using public transport:

BIMM Institute Berlin Friedrichshain:

We recommend taking the FEX train from Berlin Brandenburg Airport and changing at Ostkreuz. You can then take the S3, S5, S7, S9 and S75 to Warschauer Straße S-Bahn station, and BIMM Institute Berlin Friedrichshain is a 5-minute walk from the station.

BIMM Institute Berlin Treptow:

Similar to accessing the college building in Friedrichshain, we advise taking the FEX train from Berlin Brandenburg Airport and changing at Ostkreuz. You can then take the S41 (Ringbahn) one stop south to Treptower Park S-Bahn station. BIMM Institute Berlin Treptow is then a 10–15-minute walk.

Alternatively, take the 194 bus from Ostkreuz towards U Hermannplatz and depart after 5 stops at Bouchéstr. BIMM Institute Berlin Treptow is a short walk from the bus stop.

Lastly, you can take the S9 from the airport directly to Treptower Park S-Bahn station. Please note that even though the S9 departs more frequently than the Airport Express (FEX) or regional trains, it has 10 stops so could take longer depending on your time of departure.

Purchasing a public transport ticket

You can purchase a ticket to take the train at one of the ticket machines on the platform at the airport or at your point of departure. To travel to or from the airport to the City Centre, you will require an ABC ticket.

Tickets can be paid for by cash or card, and please be sure to validate your ticket using the machine on the platform to avoid a fine. You can also use the BVG app to purchase a ticket, which we recommend as it will be automatically validated from the moment you purchase it. Further information can be found on BVG's website: <https://www.bvg.de/en/tickets-tariffs/all-tickets>.

Note also that BVG ABC tickets can be used on Regional Trains and the Berlin Airport Express (FEX) as well as on S-Bahn trains.

Car & taxi

If travelling by car, the BER terminals are easy to reach via the A113 and the B96a, and travel from the airport to BIMM Institute Berlin's buildings takes approximately 40 minutes.


Passengers arriving at Terminals 1 and 2 use the North and South taxi ranks in front of Terminal 1 on Level E0. Taxis can be a convenient option if you are in a hurry but will cost significantly more than taking public transport. During rush hour, public transport may actually be a faster option.

Taxi drivers are obliged to take the shortest and therefore cheapest route. A one-way fare to the centre of Berlin will cost approximately €35-50.

If you'd prefer to pre-book your taxi, then we recommend using [FreeNow](#) or [Uber](#). Many Berlin taxi drivers are registered to these systems. Please note prices can vary between platforms so do check ahead of your journey for the best quote.

Further information on transport to and from Berlin Brandenburg airport can be accessed on their website: <https://ber.berlin-airport.de/en/orientation/getting-here>

Accommodation guide



Accommodation advice is offered by BIMM Institute Berlin's Student Services Team. We have partnerships with several accommodation providers, who will be happy to assist you and answer any questions you may have. If you find you have questions about your finances which aren't answered in this guide, then please contact the Student Services Team:

Tel: +49 (0) 30 311 99 186

Email: studentsupportberlin@bimm-institute.de

Where should I be looking?

We anticipate many of our new students will want to live within a short distance of our college buildings. You may wish to consider living slightly further away and commuting in for your studies, especially if you're already settled in Berlin. Remember that you'll need to take into consideration the cost of travelling and the time it will take to travel to BIMM Institute Berlin's facilities when making any accommodation decisions. We recommend the following areas, some of which are within a short commute of BIMM Institute Berlin's two facilities:

- Friedrichshain
- Treptow
- Kreuzberg
- Fennpfuhl
- Lichtenberg
- Mitte
- Prenzlauer Berg
- Neukölln

Living costs

It goes without saying that you should be realistic about budgeting for your time at BIMM Institute. It's essential that you have enough money for the duration of your course.

International students may not be able to work under the conditions of their student visa. If you hold a student visa, then you should refer to the visa page of your passport for further information about any working restrictions that may apply. If you're able to work, don't assume any part-time earnings will fully cover your living costs and accommodation. Remember: your student experience is as much about your social life as it is about learning. Further visa advice can be found within the 'Visa information' section of this guide (see page 48).

We advise planning how much spare cash you have for socialising and try not to spend too much in the first few weeks. Consider what you want to do in advance and how you can keep costs manageable. Have a look at top tips online for how to keep your costs down and within budget. This website <https://budgettraveller.org/?s=berlin> is useful for seeing what you can do for free in your spare time, along with cheap places to eat and other helpful tips to save money.



House hunting

Finding accommodation in Berlin can be competitive, so make sure that you have all your documents ready and are prepared to spend a good amount of time looking for a flat share or apartment to avoid disappointment.

There are also some important aspects to understand before you embark upon the excitement of hunting down your digs. Important documents include the following, if you are going to rent a flat as the main tenant:

- Schufa-Auskunft – this is not necessarily required for students coming from abroad, but it's always a good idea to make sure you have some evidence of your credit rating. Otherwise, anything declaring that you aren't in any debt will suffice.
- Mietschuldenfreiheitsbescheinigung – proof from your previous landlord that you have no debts relevant to your rent
- Einkommensnachweise - proof of your income / proof of parents' income if they're renting on your behalf
- Copy of your ID card/passport

If you are going to rent a room in a shared flat (WG) which doesn't require you to be the main tenant, then the required documents should be discussed with the main tenant.

How much can I expect to spend?

The amount you'll pay very much depends upon the type of accommodation you choose – for example, the privacy of a one-bedroom apartment will cost considerably more than a three-bedroom flat share.

As with all cities, where you live will affect the price: opting for lodgings right next to a U-Bahn line in the centre of a key nightlife district will take more from your wallet each month than somewhere a little further out.

The following sections give some indication of the rough prices you should expect to pay across the different options.



Private lettings

Please familiarise yourself with the three different kinds of rental: Mieten means to rent or to let and refers to a direct contract between you and a landlord. Untermieten means to sub-let – renting a room from someone who themselves has a contract with the landlord. A WG, or Wohngemeinschaft, is a flat share, in which a group of people will come together to rent a property on equal terms.

The first option is the safest, as under German law anyone signing a tenancy agreement automatically gains the protection of strong rights that prevent eviction, exploitation, etc. However, taking on a tenancy will likely be considerably more expensive than the other options covered here, and bestows a number of responsibilities upon you as a tenant – there are a fair number of checks to be passed as well see the ‘What You Need to Know’ section on page 44 for more information.

Mieten contracts tend to be for longer periods of time, so may not suit a student lifestyle.

Much more flexible are untermieten agreements, which are often more informal in nature and shorter in length, and frequently negotiable in terms of cost. However, you have considerably fewer rights – it is sometimes the case that the landlord might not know you’re living there. Technically, this is not allowed and the landlord can end the lease without prior notice.

Make sure you have this cleared beforehand and that there is official confirmation for a sublease from the owners of the place (plus, you won’t be able to register yourself in Berlin if you don’t have written consent). You can make sure that there is prior agreement with the landlord by looking out for the phrases “with Anmeldung” or “Anmeldung möglich”.

Perhaps the best option for students is the Wohngemeinschaft, where you would share a property with others, taking on equal responsibility and splitting costs between you.

These are very common within Berlin, and while some care is needed to ensure that you don’t end up living with people that you can’t get along with, they can be a fun and affordable option.

The European accommodation portal [WGGesucht.de](https://www.wg-gesucht.de) is a great free place to look for these, and local newspapers and community freesheets regularly advertise apartments and rooms.

Alternatively, you could sign up with one of the Mitwohnzentralen – accommodation agencies that specialise in filling rooms across the city, filling rooms across the city. You can also join the BIMM Berlin Freshers Groups on Facebook Faculty to find others heading to the city who are looking for people to share with:

[Freshers group Music Faculty](#)

[Freshers Group Screen & Film Faculty](#)



This group is for all who start their studies in September 2022 with useful information on induction and freshers events, Berlin city life etc.

To also get in touch with current students, you can also join the [BIMM Berlin Facebook Group](#).

You can also search for other public groups to ask about flat shares etc, such as Toytown Berlin.

Student accommodation providers

We have several partnerships with select accommodation providers, all within a short distance of our campus.

Let them know that you're studying with us, and they'll put you in touch with a member of their team who'll be looking after all BIMM Institute related queries.

The Student Hotel

Perfect if you're looking for somewhere short term – you can stay for as little as one week, and it's in a great central location (in between Alexanderplatz and Jannowitzbrücke). It's also possible to register for an Anmeldung at this address, which will make your life a lot easier once you arrive here! Opened in late 2019, their facilities are up to date and have lots of additional benefits for guests.

BIMM Institute Berlin has an agreement with The Student Hotel for a small number of discounted rooms for students, please follow instructions on page 37 of the accommodation guide.

www.thestudenthotel.com/berlin
+49 (0)160 966 44 006

Spotahome

With an innovative all-online approach to apartment rentals, you can find your new home in Berlin without leaving your sofa! Note that there's a service-fee attached for the use of Spotahome's platform, however with features including virtual tours of properties this may be useful when searching for accommodation before your arrival in Berlin.

www.spotahome.com
+49 (0)30 308 08 495

The Home in Berlin

With a building just twenty minutes away from BIMM Institute Berlin's Friedrichshain college, and a short journey further to the Treptow college, the Home in Berlin provide modern student houses in seven locations across Berlin with all the amenities you could possibly need. This may offer you convenient flexibility to decide on living in an area of town that is more to your liking:

<https://home-in-berlin.de>
+49 (0)30 49 10 22-0

HousingAnywhere

Are you looking for a room?

To help you find and book your new home abroad from trusted advertisers, BIMM Institute recommends HousingAnywhere, the international booking platform for student accommodation.

Sign up [here](#) to receive:

- a) A 20% discount on your booking fee;
- b) A partner student badge that grants you priority access to all rooms;
- c) Real time notifications on any new room available;
- d) Priority support at vip@housinganywhere.com

Going abroad?

You can also [rent your room](#) to an incoming student.

Erasmusu

Erasmusu is a community platform, with accommodation, courses and language programmes listed in major cities worldwide.

BIMM Institute students enjoy a 30% booking fee discount with Erasmusu, using the code 'BIMM30', and the team can help with any queries you have regarding your search:

bimminstitute@erasmusu.com
www.erasmusu.com

Nido Student

A new provider in Berlin with multiple locations in Berlin and around Germany, Nido Student offer modern studio flats available for semester lets and long-stay.

Nido Student's hand-picked locations ensure you're close to the city centre, and their fully furnished rooms mean that you're ready to move straight in. Some residences have social spaces to introduce you to new friends, experiences and opportunities. It's more than just a room. Nido Student is where lie-ins, lectures, lunches out, library time, and nights out create memories. Live your best student life with us.

www.nidostudent.de/en

FRENDZ Living

FRENDZ Living offer student and young-professional purpose accommodation in various locations in the centre of Berlin. Rooms are private, with modern amenities and a simple booking process guaranteed to cause minimum stress.

www.frendzliving.com/locations



BIMM Institute

Get 25% off the reservation fee on spotahome.com with the code

BIMM25

How to use your promo code

1

Once you have found your perfect home, fill in your personal data. Then click on Next Step.

2

Include some additional details to provide the landlord with some extra information. Click on Continue.

3

Select your payment method, then enter your code at the bottom box to get your discount. Finally, submit it.

Who we are

Spotahome is the safest way to book mid- to long-term accommodation in Europe, directly from your mobile phone.

The homes advertised on our site are personally visited by one of our Homecheckers, professional photographers who take high-quality photos, create an HD video tour, detailed floor plans and honest descriptions of the property and neighbourhood.

The most complete property listings mean that you can view, choose and book your property directly online, and enjoy a discount on the booking fee with your partner promo code.

How it works

1. Choose the city, move in and move out dates.
2. Find the home that suits you best and click on "Book Now".
3. Complete all the details in the Booking Form and enter the promo code on the payment page (step 3) to get a discount on the booking fee.

The money will only be debited from your account when the landlord accepts your booking.

How the Booking Process works

Once the booking request has been submitted, we will forward it to the landlord, who has 24 working hours to respond.

When the landlord accepts your booking, we will confirm it to you via email and share your details with them and vice versa. At this time we will also take payment for the first week's rent and booking fee automatically.

If the landlord does not accept your booking, we will offer you similar accommodation options or alternatively you may also choose a full refund.

Move-in Policy

Once you arrive in the property, you have **24 hours to notify Spotahome** in case of any significant deficiencies or any inaccuracies in the listing. Spotahome will then work to remedy the situation.

partners@spotahome.com
spotahome.com

erasmusu



Rent your accommodation in advance and find out more about your new destination.

www.erasmusu.com

BIMM30

Choose only verified options and insert the promo code to get a 30% discount on the booking fee.

bimminstitute@erasmusu.com



Discover cosy and
stunning flats to great
rooms across the globe

Rent a room in unique places.

Try "Lisbon"

Move-in

Search



The countdown to
your next challenge
has begun

Thousands of rooms, flats and
residences in more than 40 cities all
over Europe, the USA and Australia,
only one click away.

uniplaces.com

Talk to an agent
and book your room

Scan the QR Code. Fill the
form and one of our Bookings
Agents will do the search and
quickly find you a home.



THE STUDENT HOTEL

BERLIN

SEMESTER STAY FOR STUDENTS OF
BIMM INSTITUTE



SO, WHAT'S
THE DEAL?

OUR ALL-INCLUSIVE, FULLY FURNISHED ROOMS INCLUDE:

- Large comfy bed
- Study desk
- Flat screen TV
- Private en-suite bathroom
- Shared kitchen
- Access to study and workspaces
- Fast free Wi-Fi
- Gym access, bike rental, free laundry facilities
- 24/7 reception and security
- Monthly housekeeping
- Game and chill out areas
- 1 free night in our hotels across Europe

JOIN OUR COMPLETE CONNECTED COMMUNITY

Need a place to stay during
your study in Berlin? We've
got you covered! Whether
you're in town for a semester, a
full academic year or 12
months - our fully equipped
student rooms, bold communal
spaces and bustling community
is at hand to help you learn,
stay, work and play in style this
sunny season - just minutes
from all the action.

Exclusive Discount for BIMM Students

BOOKING COULDN'T BE EASIER!

1. Goto:
<https://www.thestudenthotel.com/>
2. Select 'STAY', 'STUDENT' and
the semester period will
show up
3. Select 'BERLIN'
4. Use "Promocode"
5. Enter: PR-BIMM22/23
6. Select your room
7. Complete booking

THE STUDENT EXPERIENCE, REIMAGINED



*T&Cs

Booking a room with us is subject to our Terms & Conditions & House Rules. Please read those carefully before booking. You may find them here: www.thestudenthotel.com/terms-conditions

FUN FACT: Did you know The Student Hotel also has student rooms in Amsterdam city, Amsterdam west, Barcelona, Eindhoven, Florence, Groningen, Maastricht, Paris, Rotterdam, The Hague and Vienna?



AN IDEAL LOCATION

- 15 min bike ride from BIMM Institute Berlin
- Metro station across the street
- 5 minutes walking from 'Alexanderplatz'

GOT A QUESTION? GET IN TOUCH

Email our reservations team at
reservations@thestudenthotel.com
or call +31 20 760 7575.



Accommodation providers and letting agencies

Accommodation providers and letting agencies

Agent	Website	Telephone Number
Easy Living	http://easy-living4u.de/	+49 (0) 30 25 441 333
Uniplaces*	https://bimm.uniplaces.com/	+49 (0) 30 568 373 072
HousingAnywhere	https://housinganywhere.com/Berlin--Germany/BIMM-Berlin/sign-up	+49 (0) 32 221 095 865

Please note that the following agents have not been visited or vetted by BIMM Institute Berlin and you should therefore use them at your own risk.

* You can also email bookings@uniplaces.com.
There is 25% discount on the service fee if you use the code UP20BIMM21 online.

General lettings

Agent	Website	Telephone Number
Berlin99 Property	http://berlin99.com	+49 (0) 9131 91 61 80-233
Home Company	http://berlin.homecompany.de	+49 (0) 30 19445
Neon Wood	http://neonwood.com	+49 (0) 30 555 707 111
Staytoo	http://staytoo.de	+49 (0) 40 380224555
Spotahome	http://spotahome.com	+44 20 3808 6521
Home For Rent	http://homeforrent.de	+49 (0) 431 301 402 301
City Wohnen	http://city-wohnen.de	+49 (0) 30 194 30
Xpat Rentals	http://xpatrentals.com	+44 (0) 203 086 9905
Immonet.de	http://immonet.de	+49 (0) 40 347 28900
Coming Home	http://coming-home.org	+49 (0) 3021 79800
Null-Provision	http://null-provision.de	
Wohnungsmarkt	http://wohnungsmarkt24.de	
Immobilien Scout 24	http://immobilienscout24.de	
WG-Gesucht	http://wg-gesucht.de/en	0900 100 1315
The Home in Berlin	https://home-in-berlin.de/	+49 (0)30 491 022 0
SMARTments	https://www.smartments-student.de/	

Private lettings

Agent	Website	Telephone Number
Wohngemeinschaft	http://wohngemeinschaft.de/	+49 (0) 30 25 441 333
Erasmusu	http://erasmusu.com/	+49 (0) 30 568 373 072

Please note: Due to recent changes in Berlin local legislation regarding subletting private holiday and temporary apartments (private Ferienwohnungen, Airbnb etc) please be aware that this might affect some offers, so it is best to enquire beforehand if the apartment has been registered.

House Viewings Tips

Tips for viewing properties

- Take someone with you or let someone else know exactly where you're going when you go to visit a property, just to err on the side of caution.
- It's also a good idea to visit the area at night. If you do this, please ensure you stick to the point above and take someone with you.
- Make sure you and all your other housemates view the place. Don't take someone else's word that the property is right for you.
- Compare a range of different landlords and properties.
- Don't let landlords/agents pressure you – if you don't have a good feeling about it, look for other options.
- When you go to view, take notes and photos, and use our checklist to make sure you don't miss anything.

What to look for in viewings

- Does the place look well maintained?
- Will it be warm enough?
- Will it be safe and secure?
- Does it have the space and facilities you need?
- Are the current tenants happy with the landlord?
- Is the property affordable and good value?
- Is the area suitable?

Extra fees to consider

- Drawing up contracts
- Administration charges
- Reference fees
- Inventory fees



Accommodation FAQs

Will I need to sign a contract to rent a room?

Most landlords/agents will ask you to sign a tenancy agreement. If you do not sign a tenancy agreement you choose to do so at your own risk. This is a legally binding document setting out each party's rights and responsibilities. By signing it, both you and the landlord have certain rights protected in law which can't be overwritten by the contract. Before you sign, make sure you understand all the clauses, so there can be no nasty surprises after you've signed.

I've heard I have to register my accommodation – is that correct?

Everyone who wants to stay in Germany for longer than three months – including EU/ EEA citizens with freedom of movement within Europe – needs to register their residence (or Anmeldung) at an Einwohnermeldeamt (or registration office) within two weeks of moving in, or risk a fine. Alternatively, you can book an appointment for a later date through their online system within the two-week notice period, and keep the booking receipt as proof.

There is high demand on the registration offices in Berlin, so if no appointments appear, don't panic, as there will be others in a similar situation. We recommend during peak periods to check each day as the offices free up appointment cancellations, which you can book.

Einwohnermeldeämter can be found within a Bürgeramt, or Citizen's Advice Office, of which there are many within Berlin, and registration requires a signature from your landlord or lettings agency.

Useful documents (i.e. Confirmation letter / Einzugsbestätigung) and a link to the booking system can be found www.service.berlin.de/dienstleistung/120686

Do I need to hold a German bank account? While it is possible to transfer money from an international account to a German landlord, you may find your dealings are much easier if you hold a bank account within Germany, particularly if you're dealing with agents.

This is also ordinarily a requirement for passing a credit check, or SCHUFA-Auskunft (see www.schufa.de/en home for further details) which you'll need to do if you intend to rent privately.

Do I need to pay a deposit?

Some landlords request one to two months' rent as a deposit; others the equivalent of three months – it shouldn't be more than this.

The money shouldn't be paid directly to the landlord but instead put into a joint savings book where, if no repairs or damages take place during your tenancy, it should be returned to you along with the interest it has gained when you return your keys.

Do I need a guarantor?

There are many documents that you need when renting in Berlin. You'll typically be asked for: an application form; copies of photo ID; proof of income, such as wage slips from the last three months; a letter from your previous landlord indicating that there is no rent outstanding; and your credit report (see previous point).

If you don't have one of these or have just arrived in Germany and have no reliable income, then it's best to have a friend or a relative act as a guarantor. This will increase your chances of being given a contract.

Please be aware some letting agents aren't too keen on letting directly to students – in many cases they will ask the students parent(s) or guardian to rent the apartment and this should be noted. If in doubt, take a look at our 'House hunting' page 28 to see exactly which documents you'll need.

What are the different types of leases?

A standard lease is between one tenant and the landlord and lasts for an indefinite period. A temporary lease has an end date that will be stated from the start, and once this end date has been reached, the tenant must move out.

Renting procedures: what you need to know

Within shared accommodation, three options are available:

- One person assumes the role of the tenant, signing the lease with the landlord and taking on all responsibilities. They then sign a subtenancy agreement with the additional tenants.
- All or some of the tenants become head tenants, assuming the same obligations to the landlord.
- All tenants sign separate leases with the landlord to cover their own rooms.

What are the rules for ending a tenancy?

The usual notice period for both tenant and landlord in Berlin is three months. However, under German law, a tenancy can be terminated without notice if:

- The property is used consistently for non-agreed purposes
- The rent is unpaid for at least two months
- The tenant is consistently noisy or disturbs neighbours
- The letter of termination must be submitted to the landlord in the first 3 workdays of a month. This can change if you are living in a student accommodation facility. Please read your rent contract carefully and inform yourself about the termination process.

What are the landlord's responsibilities?

In general, the landlord is responsible for:

- Heating and hot water installation
- Baths, sinks, basins and other sanitary installations
- The structure of the exterior of the property

- Repairs to and safety of gas and electrical appliances
- Ensuring that any furniture supplied meets fire resistant requirements

At the start of a tenancy, your landlord should provide you with an Übergabeprotokoll – a document that clarifies the condition of the property at that point, in order to protect you against unfair accusations when it ends.

Will I need to take out insurance?

Most agents and landlords will require you to take out third-party liability insurance (Haftpflicht) and / or contents insurance for the property.

Further questions

If you have any further questions about finding accommodation in Berlin, please don't hesitate to contact our Student Services Team: +49 (0)30 311 99 186 or by email at studentsupportberlin@bimm-institute.de

Glossary of terms

Here's a list of some common words and phrases you might come across during your house hunt:

1. 1-Zimmer-Wohnung (1 = ein): this indicates a one-room or studio apartment
2. 2-Zimmer-Wohnung (2 = zwei): this means that there are two rooms within the apartment, excluding the kitchen and bathroom
3. 3-Zimmer Wohnung (3 = drei): same as above, except there are three rather than two rooms excluding the kitchen and bathroom
4. Warmmiete: the cost of some or all bills is included in the rent, but be sure to double check this in your contract Kaltmiete - bills are not included in your monthly rent
5. Einwohnermeldeamt/Bürgeramt: registration office: this is where you'll have to go to register your new address. If you're not too confident with your German skills, we'd strongly recommend you bring someone who is with you.
6. Meldebescheinigung: registration certificate: upon moving to Berlin, you'll have to register your new address within a few weeks or pay a fine
7. WG / Wohngemeinschaft: shared apartment
8. Untermiete: sublet/subtenancy
9. Zwischenmiete: dual tenancy
10. Hauptmieter / Mieten: main renter (the person who holds the contract for the apartment) / to rent
11. Nebenkosten: utilities
12. Möbliert: furnished
13. Unmöbliert: unfurnished
14. Kaution: deposit: generally speaking, landlords can request a deposit up to the

value of three months' rent, which will be returned to you when you move out providing everything is in order

15. Courtage: commission
16. Einbauküche/EBK: fitted kitchen
17. Mietvertrag: rental contract
18. Anmeldung: a compulsory registration document, stating where you live in Berlin and the date you moved in. This must be obtained within a fortnight of your arrival in Berlin, or you can face hefty fines, so we recommend you get your accommodation sorted before you arrive. You can register for an Anmeldung appointment at your local Einwohnermeldeamt / Bürgeramt (registration office).

For more helpful information on relocating to Germany, check out the below links provided by HousingAnywhere:

- [Registration in Berlin](#)
- [Moving to Germany checklist](#)
- [Cost of living in Berlin](#)
- [Tenant rights in Germany](#)

Please note BIMM Institute is not responsible for content featured on third-party websites and content / links may change.

Planning your move to Germany

As you plan your move to Germany, you will find that some research and preparation of various important items will help make your relocation all the easier.

This section gives further information on the legal documents you will require to complete your move, including taking out health Insurance and securing your student visa if applicable to you.

What legal documents will I require?

1. Registering in Germany:

If you're not already listed as a resident in Germany, please make this a priority, as it's tricky to do anything without your Anmeldung (registration – please see the glossary on page X for more details). You must register at your local Einwohnermeldeamt or Bürgeramt

(registration office) within 14 days of arrival – appointments can be made months in advance, so make sure you get this box ticked as soon as possible!

2. Health insurance

Take out a health insurance policy, or double check that your current provider is still effective abroad. It's a legal requirement to be insured in Germany and you can be hit with a hefty fine if you are not, so please make sure this is in order. Further information on health Insurance and how to arrange this can be found on page 52.

3. Student visa

If applicable, you will need to ensure you have an up-to-date student visa. The BIMM Institute Germany Admissions team can

provide you with evidence stating that you are due to enrol as a student with us, which can be used to support your visa application. However, this can only be provided once you have returned your signed Education Agreement and paid your deposit – if you have any questions regarding this, please contact our admissions department directly at berlin@bimm-institute.de.

Full information on the process of applying for a student visa can be found on page 48.

4. Bank account

To make your life a little easier here, you might want to open a German bank account. Whilst it seems a little daunting, it's relatively easy – although you may want to bring a German speaking friend with you to your appointment if you're not too confident with the language and decide to go for a high-street bank.

To open an account, you will generally need the following:

- A valid government-issued photo ID or passport.
- Confirmation of your registration (Anmeldung).

It may be quicker and more practical to open an online bank account, such as with N26. Some of these online banks do not require an Anmeldung and could be a good option when you first arrive. Note that they will require a valid government-issued photo ID for identity verification purposes.

5. SCHUFA (credit score)

It's always wise to get a SCHUFA (credit score) if you're looking to enter into any form of contract (for example, a rental agreement or phone plan).

It's essentially a report stating that you have (or haven't!) paid all your bills on time. It's created as soon as you get an Anmeldung, and only applies within Germany – your credit score from your home country won't affect your SCHUFA here.

The easiest way to get hold of yours is to order a Schufa Bonitätsauskunft from www.meineschufa.de, although it can take a few weeks to be processed.

6. SIM card/ phone contract

While it's of course not legally necessary, you may want to get a German SIM card for your phone in order to cut down on costs – if your phone is locked to your current network, then you can ask your service provider to unlock your phone and allow another SIM card access for a relatively small fee.

There are numerous pre-paid and contract options, and we recommend using a service like [Check 24](#) to compare plans and find one that is suitable and cost-effective for you.

Of course, different regions have different legal requirements, but at the time of printing all the information here is up to date. If you have any questions, we'd advise you to contact your local council or embassy to see if they need any additional documents.

Visa information

EU, Swiss or EEA students

If you are an EU, Swiss or EEA student, you can move to Germany and begin your studies at BIMM Institute without the need for a visa. All you need to do is register with the local authorities within 2 weeks of your arrival to let them know you're here.

Non-EU students

If you are a non-EU student, it is likely that you will require a visa to study at BIMM Institute. Find out in good time whether you need to apply for a visa to enter Germany for the purpose of university study.

You can get immigration and visa support throughout your time with us – from when you apply to when you graduate. We recommend that you apply for a university applicant visa directly after you receive confirmation of your applicant status. This way you can enter Germany in time for the beginning of your studies.

The ability to work during your studies can help you engage with the creative industries during the semester or holiday periods, as well as have part-time employment to support your living costs. Germany offers positive terms for international students. During your studies in Germany you are generally allowed to do 120 full-days or 240 half-days of paid work and take small student jobs. In exceptional circumstances your local foreigner's office may add further conditions which they will outline during your appointment.

Visa application process – before arrival in Germany:

To get the visa, the German diplomatic mission checks whether you plan to study a qualification recognised in Germany, a recognised and sufficiently valid passport or substitute, and sufficient financial resources (minimum of €861 per month) to study in Germany. The German diplomatic mission then requests authorisation from the relevant foreigners' department.

Documents will need to be presented for your visa application:

1. Passport or government-issued ID card
2. 1 current biometric photo
3. Completed Antrag auf Erteilung eines Aufenthaltstitels form: This form name means 'Application for Issuance of a Residence Permit' and is only required for first-time visa applicants. You can access this form in various languages via this link: <https://service.berlin.de/dienstleistung/305244/en>
4. Proof of secure livelihood: German immigration rules require students to prove they have access to funds to support them during their studies. This can include the following:

a. Blocked account (Sperrkonto) at a German bank: This must have at least €10,032.00 deposited in it. This is the most common approach taken by students, and you can open a blocked account with the below banks:

- i. [Sparkasse](#)
- ii. [Deutsche Bank](#)

Please note that the deposit balance in your blocked account needs to be €10,032.00 as stated above. This is a require for your first year of studies only. You will be able to unblock the account after your arrival and withdraw from the balance monthly. You will not be able to withdraw the whole balance at once. Your bank will give you instructions on how to unblock the account after your arrival.

From your second year of studies onwards, this blocked account balance of €10,032.00 is no longer required, but the immigration office may ask to check your bank balance as part of their ongoing visa review process.

b. Submission of a declaration of commitment by a third party on an official form: This can apply if there is funding from your own country or home government, or you have your fees and living costs secured by another person.

c. Scholarship: Proof of scholarship entitlement if applicable, which also subsidises or covers living and accommodation costs. Further evidence of secured livelihood may be required if your scholarship only covers your tuition fees, such as the blocked account listed in point a. above.

d. Declaration of financial support from parents / family: Notarized / signed declaration from parents securing your livelihood for the duration of your studies, with proof of the income of the parents in the last six months. It may be required that this document is signed or proofed by a solicitor or lawyer, or the signing of it witnessed. Your advisor at the German Mission will be able to advise further.

Additional documents must be presented proving that you have been accepted for studies at BIMM Institute, which can be requested from BIMM Institute's Admissions team:

5. Course confirmation letter: This details the start and end date of your studies, and the credits for each year of passed and completed study.
6. Anabin educator registration: A supporting document demonstrating BIMM Institute's recognition as an educator on the Central Office for Foreign Education (ZAB) database.

Further information on applying for a student visa, and a list of overseas German embassies, can be found [here](#), or search online for the Auswärtigesamt or German Federal Foreign Office.

Visa extension application process:

After a successful initial application, you will be issued a student visa for 3 months, which will allow you to enter Germany, get enrolled in the university and prepare other documents for the extension of your student visa.

Documents will need to be presented for your visa extension application after arrival:

1. Passport or government-issued ID card
2. 1 current biometric photo
3. Proof of secure livelihood
4. Proof of health insurance valid in Germany
5. Certificate of enrolment or conditional approval for studying (please ask our Student Services team to receive this document)
6. Proof of main residence in Berlin (Anmeldung)

For more information on the documents and costs, please visit [this page](#).

It should be noted the process can take up to 90 days, so we recommend getting started as early as possible. Please note also that having valid health insurance coverage is a condition of being issued a visa, and further information can be found in the 'Health insurance' section of this guide.



Health insurance

Health insurance is a legal requirement for all residents in Germany, including students. Some students will automatically be insured under their family's policy (generally those under 26 years old of German nationality/residence), or via Europe's European Health Insurance Card (EHIC) scheme.

If your nationality is non-European, it is likely you will need a health insurance policy covering the duration of your studies/stay in Germany. It is illegal to not have health insurance coverage, and for non-EU students this can constitute a violation of your visa requirements. Thus, once you receive an acceptance letter, contact a health insurance provider immediately and get yourself insured. If we do not receive notification about your health insurance status, your enrolment cannot be finalised, and we cannot provide you with your enrolment documents.

Some important information:

Students who are currently insured in a European country are exempt from the insurance obligation as a rule. Contact a German public health insurance provider to have the exemption confirmed.

- Travel health insurance does not provide sufficient coverage for studies in Germany. Therefore, do not take out travel health insurance for the duration of your stay.
- Please make sure that your health insurance covers all health risks, as high treatment costs apply, which you have to bear if not covered by your insurance.
- International students who can take out valid insurance only once they are in

Germany can notify us accordingly after they arrive.

- If you need proof of health insurance to apply for a visa, you can take out a provisional policy to cover the first 3 months of your stay. Once you arrive in Germany, you then take out health insurance for the duration of your studies.
- Study in Germany have additional useful information about health insurance for international students, which you can access [here](#).
- Any type of health insurance that is not provided by a German public health insurance provider must be reviewed by a public health provider. If your health insurance policy provides sufficient coverage for the duration of your studies in Germany, any German public health provider can notify us of your exemption from the public health insurance obligation.

General health insurance Information

Depending on the country you are coming from, your age, your existing health insurance policies in your home country and/or what your home health insurance covers while you are studying internationally, the options available to you may be variable. Therefore, when looking for private health insurance, make sure that your policy will cover you as a student studying at BIMM Institute Berlin in Germany.

We recommend that you spend some time researching the best options for you, looking at both your home insurance policies, and the cover that can be bought in Germany and evaluating what works best. We also have a

cooperation with a German health insurance company called Techniker Krankenkasse (TK). All students at BIMM Institute are eligible for cover under TK Health Insurance.



Health insurance with TK Insurance

TK (Techniker Krankenkasse) is a German public health insurance company which offers, in addition to comprehensive medical services, a Welcome to Germany Service, which supports foreign students with an English-speaking team during their arrival in Germany.

BIMM Institute students pay the same fees as students at state-recognised universities. Therefore, if you take out health insurance with TK, you can be reassured that you are receiving comprehensive coverage at a fair price. Current information for students, including monthly fees, can be accessed on [TK's website](#).

To arrange coverage with TK, please get in touch with our advisor at TK directly: Gunnar Loewenberg gunnar.loewenberg@tk.de

If you require further support in registering, please contact Student Services via studentsupportberlin@bimm-institute.de

Proof of health insurance at enrolment

Students with European health insurance: All students who have a European Health Insurance Card (EHIC) must contact Techniker Krankenkasse for a document which proves that your European health insurance is valid in Germany. This doesn't mean that you will be insured by the TK. This will only confirm your EHIC's validity, which is required if you are planning to live in Germany for a long period of time. There will not be any extra costs for receiving this document.

Please get in touch with our contact at TK, Gunnar Loewenberg, by email to validate your EHIC and provide a proof of validity document: gunnar.loewenberg@tk.de When doing so, please use **'BIMM student - Health Insurance'** as the subject line of your email.

Once your EHIC's validity has been approved by TK, please hand a copy of the document to BIMM Institute's Reception.

Students with German health insurance:

Please contact your health insurance provider and ask for a Versicherungsbescheinigung, which would prove that you are insured by your health insurer. Once you have received the Versicherungsbescheinigung, please hand a copy in to BIMM Institute's Reception.

Students with other types of health insurance:

Please contact your health insurance provider and ask for a letter for your university that confirms that you are insured by that company. We do not accept letters with the statement showing how much money you paid. We require a letter saying that you are insured with the start date and finish date of your policy. And please give us the document at the reception once you received it.

Any questions, do not hesitate to contact us: studentsupportberlin@bimm-institute.de

How to find a GP (Hausarzt)

In Germany, you can simply make an appointment with the nearest GP to your place. To find a GP or any other specialist, you can use these links:

- <https://www.jameda.de/arztsuche>
- <https://www.doctolib.de/>

Academic calendar 2022/ 2023

You can access BIMM Institute's academic calendar via the website: <https://www.bimm-institute.de/term-dates>

Public holidays in Berlin

03/10/2022 Day of German Unity

25/12/2022 Christmas Day

26/12/2022 Boxing Day

01/01/2023 New Year's Day

08/03/2023 International Women's Day

07/04/2023 Good Friday

09/04/2023 Easter Monday

01/05/2023 Labour Day

18/05/2023 Ascension Day

29/05/2023 Whit Monday

Enrolment, induction and Freshers Week:

As you prepare to begin your studies, you will receive information on BIMM Institute's enrolment, induction and Freshers Week plans.

Enrolment:

The enrolment process is required so you can begin your studies. BIMM Institute's dedicated Enrolment Support Team will send you information on the enrolment process after you have accepted your place of study at BIMM Institute. The enrolment period generally takes place from mid-summer through to the start of Semester 1.

Enrolment is completed online and involves confirming or updating the contact details we have for you on record; uploading proof of health Insurance or visa (as required) and giving details of any learning support requirements you would like to make us aware of prior to your studies beginning.

You will also be able to make arrangements for the payment of your tuition fees, and receive information on how to login to your student Virtual Learning Environment (VLE) and access your IT and online resources.

Once the enrolment process is complete, you will be issued your timetable, which is generally available no earlier than the start of September each year as we finalise class structures.

Induction & Freshers Week:

Not to be missed, the induction & Freshers Week events take place in the two-weeks prior to the start of Semester 1. Packed full of activities organised by BIMM Institute's Student Association, Events & Guests and Student Services Teams, these range from masterclasses with industry guests, city tours led by student reps, and networking sessions with students across all course areas to help you become familiar with your student community.

Essential equipment

Regardless of course level, we advise that you have the following equipment ready for the start of your course.



Bass

- Bass, lead and tuner
- Metronome/Metronome app (Pro Metronome)
- Headphones and 1/4 jack input adapter
- Stationery & manuscript paper
- Ear plugs



Guitar

- Guitar, lead and tuner
- Metronome/Metronome app (Pro Metronome)
- Headphones and 1/4 jack input
- Stationery & manuscript paper
- Ear plugs
- Capo, Slide
- Various plectrums



Vocals

- Microphone and lead
- Metronome/Metronome app (Pro Metronome)
- Stationery and manuscript paper
- Ear plugs



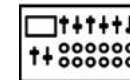
Songwriting

- Laptop or Computer
- Metronome/Metronome app (Pro Metronome)
- Stationery and manuscript paper
- Ear plugs



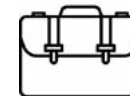
Drums

- Sticks – several good quality pairs (7A-2B weight), brushes (wire retractable), hot rods, mallets etc., all in a stick bag.
- Metronome/Metronome app (Pro Metronome)
- Practice pad – one that you can use on its own
- Headphones and 1/4 jack input adapter
- Stationery and manuscript paper
- Ear plugs



Music Production

- Computer
- Audio Interface
- DAW (Digital Audio Workstation)



Music Business & Filmmaking

BIMM Institute recommends students have:

- A laptop or tablet device with wireless capabilities for inclass research and other tasks.
- Dictaphone or recording app on your phone.
- Filmmaking students are advised to purchase an external hard drive (USB-C type with minimum 500GB capacity recommended).

All music students are strongly advised to wear ear protection in class when practicing or performing. BIMM Institute supplies ear-plugs but you may find ordering your own more comfortable.

Student perks & discounts

Being a student at BIMM Institute brings with it a variety of perks and discounts. These range from discounts with top manufacturers, ensuring you have access to the best resources to support you with your creative work, to local services which may make your stay more enjoyable, such as cafes and language schools.

Below are some examples of the perks you'll enjoy as a BIMM Institute student.

Adam Audio

Adam Audio are one of the most popular manufacturers in professional studio monitors. Used in a huge number of studios around the world, Adam studio monitors are amongst the most dependable and desirable audio monitoring tools available.

Ideal for both professional and home project studios, Adam's monitors are built to deliver high-quality sound you can trust, and BIMM Institute students can access an incredible 25% discount on all Adam Audio products!

Shure

With a history of innovation that began in 1925, Shure has turned a passion for making great microphones and audio electronics into an obsession. Shure continues to set the worldwide industry standard for superior, reliable products.

Iconic performers, leaders, and communicators trust Shure to deliver their messages clearly for all to hear. From microphones to headphones, and

conferencing gear, Shure makes products that help define sound. The company takes equipment issues out of the audio equation so that people can concentrate on their message or performance with confidence.

BIMM Institute students can get a 25% discount on products at Shure



German language classes with Speakeasy

As a BIMM Institute student, you get a €10 discount if you attend a German course at Speakeasy Berlin. In order to get the discount, you can email Speakeasy (info@speakeasy.berlin) with your confirmation of studentship at BIMM Institute Berlin or go to Speakeasy and show it at the reception to get €10 discount for a German group course of your choice both online and in person. You can visit www.speakeasy.berlin for more information.

Spotify

BIMM Institute students receive a student discount when signing up during their semesters.

Apple education discount

BIMM Institute students have access to savings on Apple software and hardware, such as discounts on a new Mac or iPad with Apple education pricing.

Ableton

Ableton makes Live, Push and Link – unique software and hardware for music creation and performance. BIMM Institute students are eligible for an educational discount at Ableton, and all students receive a 40% education discount on Live Standard or Suite.

FIKA app

Fika is a mental fitness platform which helps you to improve your 7 Skills of mental fitness and enable you to stay motivated, productive, focused and connected.

Fika is a remotely accessible mental fitness platform, empowering organisations, education institutions and individuals with guided mental skills development courses with proven benefits on mental wellbeing and performance, and BIMM Institute students have free account and app access.

For more information on the perks & discounts available to BIMM Institute students, head over to the Student Support page on the BIMM Institute website; www.bimm-institute.de/student-support

Please note that perks & discounts can change and this information is correct at the point of publication.

Join us in Berlin

To apply to BIMM Institute Berlin, please contact our Admissions Team or use the online application form at <https://www.bimm-institute.de/how-to-apply>

We can't wait for you to join us in this incredible city – and start your career (and life) in the creative industries.



BIMMBerlin



BIMMBerlin



tvbimm



bimm_berlin

Glossary

Page 19 BVG – www.bvg.de

Page 19 Berlin Transport Map – https://sbahn.berlin/fileadmin/user_upload/Liniennetz/S_U-Bahn-Liniennetz.pdf

Page 20 Swapfiets – <https://swapfiets.de/en>

Page 20 Lime – <https://www.li.me/en-co>

Circ – <https://www.circ.com>

Tier – <https://www.tier.app/en>

Emmy – <https://emmy-sharing.de/en>

SIXT Share – <https://www.sixt.de/share>

Miles – <https://miles-mobility.com/home>

ShareNow – <https://www.share-now.com>

Nextbike – <https://www.nextbike.de/de/berlin/preise>

Donkey Republic – <https://www.donkey.bike>

Limebike – <https://www.li.me/en-co>

Berlin Getting Around – <https://www.berlin.de/en/getting-around>

Page 22 BVG Tickets – <https://www.bvg.de/en/tickets-tariffs/all-tickets>

Page 23 FreeNow – <https://www.free-now.com/de>

Uber – <https://www.uber.com/de/de>

Berlin Airport – <https://ber.berlin-airport.de/en/orientation/getting-here.html>

Page 26 Budget Traveler – <https://budgettraveller.org/?s=berlin>

Page 30 WG Gesucht – <http://wggesucht.de>

Berlin Freshers Group (Music Faculty) – <https://www.facebook.com/groups/BIMMBerlinFreshers>

Berlin Fresher Group (Screen & Film Faculty) – <https://www.facebook.com/groups/bimmerlinfreshersff>

Page 31 Berlin FB Group – <https://www.facebook.com/groups/918408478231242>

Page 32 The Student Hotel – www.thestudenthotel.com/berlin

Spotahome – www.spotahome.com

The Home in Berlin – <https://home-in-berlin.de>

Page 33 HousingAnywhere – <https://housinganywhere.com/Berlin--Germany/BIMM-Berlin/sign-up>

Erasmusu – www.erasmusu.com

Nido Student – www.nidostudent.de/en

FRENDZ Living – www.frendzliving.com/locations

Page 38 Easy Living – <http://easy-living4u.de>

Uniplaces – <https://bimm.uniplaces.com>

HousingAnywhere – <https://housinganywhere.com/Berlin--Germany/BIMM-Berlin/sign-up>

Page 39 Berlin99 Property – <http://berlin99.com>

Home Company – <http://berlin.homecompany.de>

Neon Wood – <http://neonwood.com>

Staytoo – <http://staytoo.de>

Spotahome - <http://spotahome.com>
Home For Rent - <http://homeforrent.de>
City Wohnen - <http://city-wohnen.de>
Xpat Rentals - <http://xpatrentals.com>
Immonet.de - <http://immonet.de>
Coming Home - <http://coming-home.org>
Null-Provision - <http://null-provision.de>
Wohnungsmarkt - <http://wohnungsmarkt24.de>
Immobilien Scout 24 - <http://immobilienscout24.de>
WG-Gesucht - <http://wg-gesucht.de/en>
The Home in Berlin- <https://home-in-berlin.de>
SMARTments - <https://www.smartmentsstudent.de>
Wohngemeinschaft - <http://wohngemeinschaft.de>
Erasmusu - <http://erasmusu.com>
Page 42 Service Berlin - <https://service.berlin.de/dienstleistung/120686>
SCHUFA - <https://www.schufa.de/schufa-en>
Page 45 Registration in Berlin - <https://housinganywhere.com/Berlin--Germany/registration-in-berlin>
Moving to Germany Checklist - <https://housinganywhere.com/Germany/moving-to-germany-checklist>
Cost of Living - <https://housinganywhere.com/Berlin--Germany/cost-of-living-berlin>
Tenant Rights in Germany - <https://housinganywhere.com/Germany/tenant-rights-in-germany>
Page 47 Schufa - <https://www.meineschufa.de>
Check24 - <https://www.check24.de>
Page 48 Service Berlin - <https://service.berlin.de/dienstleistung/305244/en>
Page 49 Sparkasse - <https://www.sparkasse.de/themen/studium/blocked-account.html>
Deutsche Bank - <https://www.deutsche-bank.de/pk/konto-und-karte/konten-im-ueberblick/internationale-studenten1.html>
Page 53 Health Insurance - <https://www.tk.de/en/service-faqs/contributions/contribution-students-2038022>
Page 54 Jameda - <https://www.jameda.de/arztsuche>
Doctolib - <https://www.doctolib.de>
Term Dates - <https://www.bimm-institute.de/term-dates>
Page 59 Student Support - <https://www.bimm-institute.de/student-support>

If you have any further questions about finding accommodation in Berlin, please don't hesitate to contact our Student Services Team.

Tel: +49 (0) 30 311 99 186

Email: studentsupportberlin@bimm-institute.de

BIMM Institute Berlin Friedrichshain

House of Music

RAW-Gelände

Revaler Straße 99

10245 Berlin – Germany

BIMM Institute Berlin Treptow

Molecule Studios

Bouchéstraße 12

Haus 1

12435 Berlin - Germany

